

White Cottage, 139 Old Church Road, Clevedon, BS21 7TU











£850 Per calendar month

marktempler

RESIDENTIAL LETTINGS





	
PROPERTY TYPE	LOCATION
End Terrace Cottage	Lower Clevedon
	
BEDROOMS	RECEPTION ROOMS
1	1
	
BATHROOMS	WARMTH
1	Gas central heating & double glazing
	
PARKING	OUTSIDE SPACE
None here	Small side garden area
	
EPC RATING	COUNCIL TAX BAND
D	A

- Excellent end of terrace period cottage
- Light and airy double size bedroom accommodation
- Security Deposit - £980.77
- Holding Deposit - £195.65
- Tenancy Term - 12 Months
- EPC Rating - D
- Council Tax Band - A

What will it cost to rent this property?

When you submit a completed application form, we will discuss the details with the Landlord. If the Landlord is happy to proceed you will be required to pay:

1. Holding deposit, equivalent to 1 week's rent. This will reserve the property.

Once references are complete, you will be asked to pay:

2. First month's rent
3. Security deposit, equivalent to 5 weeks' rent (for rents under £50,000 per year). This covers damages or defaults on the part of the tenant during the tenancy.



Utilities

Mains water and drainage, mains electric supply, gas central heating. This information has been provided by the Landlord and is correct to the best of our knowledge.

Broadband

Ultrafast broadband available with highest available download speed 1000 Mbps and highest available upload speed 100Mbps. This information is sourced via checker.ofcom.org.uk, we advise you make your own enquires.

Mobile Phone signal/coverage

There is limited to likely coverage indoors depending on the provider and likely coverage outdoors with a range of providers. This information is sourced via checker.ofcom.org.uk, we advise you make your own enquires.

Charming terrace cottage
Modern kitchen/breakfast room
Bright and airy lounge
Courtyard garden

Available From

Available from approximately the 13th of
December

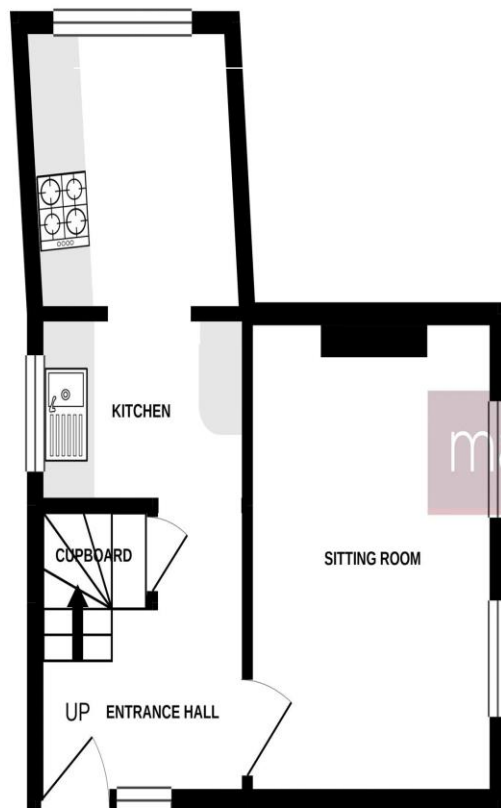


For the latest properties and local news
follow Mark Templer Residential Lettings on:

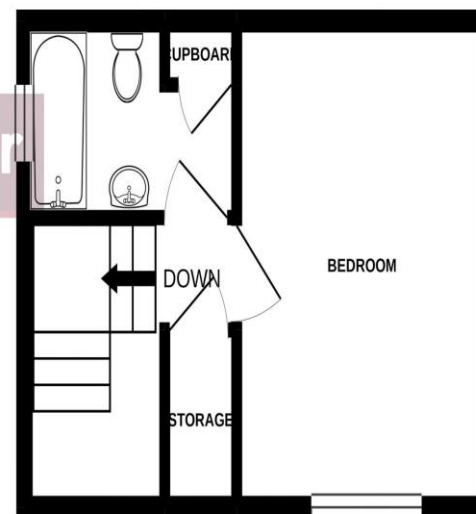




GROUND FLOOR
262 sq.ft. (24.4 sq.m.) approx.



1ST FLOOR
208 sq.ft. (19.4 sq.m.) approx.



TOTAL FLOOR AREA : 471 sq.ft. (43.7 sq.m.) approx.

Whilst every attempt has been made to ensure the accuracy of the floorplan contained here, measurements of doors, windows, rooms and any other items are approximate and no responsibility is taken for any error, omission or mis-statement. This plan is for illustrative purposes only and should be used as such by any prospective purchaser. The services, systems and appliances shown have not been tested and no guarantee as to their operability or efficiency can be given.
Made with Metropix ©2021